



District Report Card: 2017


State: Telangana	District: Nagarkurnool
Class: 5	Subject: Language
Schools: 61	Students: 963


Participation/Coverage


Students

GENDER 	Boys		Girls	
	Number	%	Number	%
	450	46.73	513	53.27

AREA 	Rural		Urban	
	Number	%	Number	%
	866	89.93	97	10.07

CATEGORY 	SC		ST		OBC		GEN	
	Number	%	Number	%	Number	%	Number	%
	269	27.93	142	14.75	535	55.56	17	1.77

CWSN 	LD	VI	HI	S&LD	ID	Oth
	2	3	0	3	3	3

Management 	Government		Government-aided	
	Number	%	Number	%
	922	95.74	41	4.26

Average Performance of Students in Language (%)

Overall	Gender		Area		Management		Social Group			
	Male	Female	Rural	Urban	Govt.	Aided	SC	ST	OBC	GEN
56.69	57.38	56.09	57.30	51.27	56.54	60.16	54.50	54.23	58.80	45.49

Performance on Learning Outcomes (LOs)

Learning Outcomes	Description	Average Performance(%)
L504	Reads and comprehends independently storybooks, news items/ headlines, advertisements etc.	54.10
L508	Reads text with comprehension, locates details and sequence of events	57.99

Range of Performance of Students who Answered Correctly							
Below 30%		30% - 50%		50% - 75%		Above 75%	
Number	%	Number	%	Number	%	Number	%
120	12.46	278	28.87	357	37.07	208	21.60

Lowest Performing Learning Outcomes (LOs)

- 1 - Reads and comprehends independently storybooks, news items/ headlines, advertisements etc. (54.10)
- 2 - Reads text with comprehension, locates details and sequence of events (57.99)